

CYCLONE C30

16-30 HP (12-22 KW)
540 rpm - cat. 1



Rear discharge three spindle grooming mower

- Highly engineered & rugged gearbox.
- Front & rear tractor mounting.
- 4 rubber swivel tires to guarantee a perfectly level cut.

- Floating 3 point linkage, cat. 1.
- 10 gauge reinforced mower deck.
- Stamped steel reinforced wheel arm attached by 5 bolts for maintaining a consistent cutting height.
- Stamped steel wheel yokes.
- Cutting heights: from 1" to 4".
- Spindle shafts greased from the top for easy service.
- Heavy duty reinforced belt (BX).
- Heavy duty, one piece, balanced steel pulleys.
- Heavy duty shielded PTO shaft (1 3/8" ASAE cat. 2).



Heavy duty reinforced belt (BX)
with automatic belt tensioner



Axial grease fittings for easy and
accurate lubrication

STANDARD



Reversible three point hitch for front
or rear tractor mounting



Gearboxes manufactured by Befco















Stamped steel wheel arms attached by
five bolts



Choice of hard or air tires



MODEL	C30-RD4H	C30-RD5H	C30-RD6H	C30-RD4A	C30-RD5A	C30-RD6A	
	HARD TIRES			AIR TIRES			
	HP	16-30	20-30	25-30	16-30	20-30	25-30
	in	48"	60"	72"	48"	60"	72"
	in	51"	62"	74"	51"	62"	74"
	lbs	340	375	440	329	364	429
	lbs	440	490	570	429	479	559
	rpm	3,037	2,803	2,278	3,037	2,803	2,278
	fpm	13,188	14,763	14,566	13,188	14,763	14,566
	N°	3	3	3	3	3	3
	in	1"-4"	1"-4"	1"-4"	1"-4"	1"-4"	1"-4"
	N°	1 BX	1 BX	1 BX	1 BX	1 BX	1 BX
	N°-in	4-8.4"x3.2"	4-8.4"x3.2"	4-8.4"x3.2"	4-9"x3.5"	4-9"x3.5"	4-9"x3.5"
	1 3/8"	ASAE cat. 2	ASAE cat. 2	ASAE cat. 2	ASAE cat. 2	ASAE cat. 2	ASAE cat. 2



OPTIONALS

OPTIONALS CYCLONE C30-CE5

005-600

• Mulching kit



001-600

• Front antiscalping roller



OPTIONALS CYCLONE C30



• Mulching kit

004-600 C30-RD4

005-600 C30-RD5

006-600 C30-RD6

001-600

• Front antiscalping roller



001-700

• Quick hitch adapter



FRTXXC30

• Front mount C30
(factory installed)

