

CYCLONE C50

20-50 HP (15-37 KW)
540 rpm - cat. 1



Rear discharge three spindle grooming mower

- Highly engineered & rugged gearbox with cooling fins.
- Spiral gears guarantee strength and quietness.
- Cutting heights: from 1" to 5".
- Front & rear tractor mounting.
- 4 rubber swivel tires with bearings to guarantee a perfectly level cut.
- Stamped steel reinforced wheel arm attached by 8 bolts for maintaining a consistent cutting height.
- Floating 3 point linkage, cat. 1.
- 8 gauge reinforced mower deck.

- Spindle shafts greased from the top for easy service.
- Safety chain shield standard.
- Two heavy duty reinforced belts (SPBX).
- Heavy duty, one piece, balanced steel pulleys.
- Heavy duty shielded PTO shaft (1 3/8" ASAE cat. 3).
- Stamped steel wheel yokes.

STANDARD



Reversible three point hitch for front & rear tractor mounting















Gearboxes, manufactured by Befco, equipped with spiral gears ensure better power transmission, increase longevity and reduce noise




Choice of standard blades, high lift blades, mulching blades and flat blades



Choice of hard or air tires with ball bearings

MODEL	C50-RD5H	C50-RD6H	C50-RD7H	C50-RD5A	C50-RD6A	C50-RD7A
	HARD TIRES			AIR TIRES		
 HP	20-50	25-50	30-50	20-50	25-50	30-50
 in	60"	72"	84"	60"	72"	84"
 in	62"	74"	86"	62"	74"	86"
 lbs	550	600	690	534	584	674
 lbs	665	730	835	649	714	819
 rpm	3,210	2,605	2,195	3,210	2,605	2,195
 fpm	16,929	16,732	16,338	16,929	16,732	16,338
 N°	3	3	3	3	3	3
 in	1"-5"	1"-5"	1"-5"	1"-5"	1"-5"	1"-5"
 N°	2 SPBX	2 SPBX	2 SPBX	2 SPBX	2 SPBX	2 SPBX
 N°-in	4-10"x3.2"	4-10"x3.2"	4-10"x3.2"	4-11"x4"	4-11"x4"	4-11"x4"
 1 3/8"	ASAE cat. 3	ASAE cat. 3	ASAE cat. 3	ASAE cat. 3	ASAE cat. 3	ASAE cat. 3



Axial grease fittings for easy and accurate spindle lubrication



Two heavy duty reinforced belts (SPBX) with manual tensioner provide over 180° coverage of all pulleys and reduce belt maintenance

OPTIONALS CYCLONE C50

- Mulching kit



009-9184 C50-RD5

009-9185 C50-RD6

009-9186 C50-RD7

009-9915



- Front antiscalping roller
(standard on C50-RD7 model)

002-800

- Quick hitch adapter



FRTXXC50



- Front mount C50
(factory installed)

OPTIONALS CYCLONE C70

002-800

- Quick hitch adapter



FRTXXC70



- Front mount C70
(factory installed)

OPTIONALS CYCLONE FLEX

009-9817

- Hydraulic unlocking system



- Mulching kit



009-9556 312-FLX

009-9557 315-FLX

009-9558 317-FLX

009-9597

- Floating hitch, additional



009-9599

- Roadway kit

