

HURRICANE H40-S



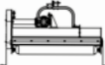
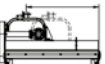








16-40 HP (12-30 KW)
540 rpm - cat. 1



Side-shift flail mower

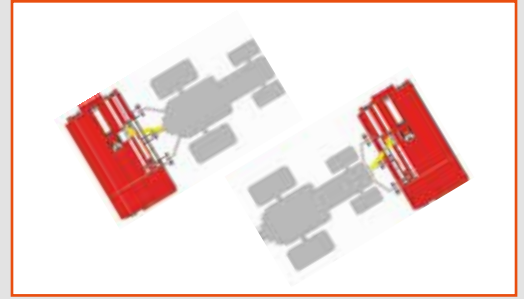
- Cutting heights: from $\frac{3}{4}$ " to 2 $\frac{3}{8}$ ".
- Manual or optional hydraulic side-shift up to 16".
- Dual rear roller mounting position, inside or outside the cutting chamber.
- Manual belt tensioner without spring loaded idlers.
- Choice of fine cut blades at 90° angles, reverse "Y" blades, paddle blades or hammer type blades.
- Dethatching blades available.
- Adjustable cutting height roller with scraper or self cleaning roller when mounted inside the cutting chamber.
- Heavy duty shielded PTO shaft (1 $\frac{3}{8}$ " ASAE cat. 3).
- Sealed rotor bearings.
- Front & rear tractor mounting.
- Heavy duty, one piece, balanced steel pulleys.
- 2 Heavy duty reinforced notched belts (SPBX).
- 3 point linkage, cat. 1.
- Standard front rubber safety shielding or optional front steel deflectors.




MODEL		H40-S48	H40-S60	H40-S72
	HP	16-40	20-40	25-40
	in	48"	60"	72"
	in	54"	64"	76"
	in	35"	46"	58"
	lbs	552	624	697
	lbs	690	762	835
	rpm	2,278	2,278	2,278
	fpm	8,858	8,858	8,858
	N°	48	64	76
	in	3/4"-2 3/8"	3/4"-2 3/8"	3/4"-2 3/8"
	N°	2 SPBX	2 SPBX	2 SPBX
	1 3/8"	ASAE cat. 3	ASAE cat. 3	ASAE cat. 3



STANDARD



Reversible three point hitch for front or rear tractor mounting




Dual rear roller mounting position, inside or outside the cutting chamber



Manual or hydraulic side-shift up to 16"



Manual belt tensing



Choice of fine cut blades, dethatching blades, reverse 'Y' blades, paddle blades or hammer type blades

OPTIONALS CYCLONE SUPER FLEX

009-9817

- Hydraulic unlocking system



- Mulching kit



009-9556 412-SFL

009-9305 415-SFL

009-9306 417-SFL

009-9307 420-SFL

009-9597

- Front floating hitch, additional



009-9599

- Roadway kit



OPTIONALS HURRICANE H40-S

009-9206

- Side skids



009-9560

- OVERRUNNING CLUTCH FOR DRIVELINE



- Rotor with dethatching blades (factory installed)

DBD48H40 H40-S48

DBD60H40 H40-S60

DBD72H40 H40-S72



- Rotor with reverse "Y" blades (factory installed)

YBD48H40 H40-S48

YBD60H40 H40-S60

YBD72H40 H40-S72



- Rotor with triangular paddle blades (factory installed)

TBD48H40 H40-S48

TBD60H40 H40-S60

TBD72H40 H40-S72



- Rotor with hammers (factory installed)

HBD48H40 H40-S48

HBD60H40 H40-S60

HBD72H40 H40-S72

009-9207

- Hydraulic cylinder for side shift



- Front steel deflector

009-9208 H40-S48

009-9209 H40-S60

009-9210 H40-S72

RVRXXH40

- Reverse rotation (factory installed)



FRTXXH40

- Front mount H40 (factory installed)

