



TILL-RITE T50












25-50 HP (19-37 KW)
540 rpm - cat. 1



Rotary tiller with manual side-shift Forward or reverse tilling rotation

- Highly engineered & rugged gearbox.
- Smooth manual side-shift system.
- Adjustable side skids for working depth control.
- Heavy duty shielded PTO shaft with slip clutch safety (1 3/8" ASAE cat. 4).
- Exchangeable sprockets for two working speeds.
- Flanged rotor shaft for easy removal & service.
- Parking stand.
- 3 point linkage, cat. 1.
- Lateral ASA 100 chain drive transmission in oil bath.
- Standard six blades per flange for greater stability and finer soil pulverization.
- Outward turned blades keep the rotor supports clean and maximize working width.
- Heavy duty full size tiller blades.
- Wear protection on chain case.
- Max. working depth 8 3/8".



MODEL		T50-350	T50-358	T50-366
	HP	25-50	30-50	35-50
	in	50"	58"	66"
	in	55"	63"	72"
	in	40"	48"	56"
	lbs	481	528	575
	lbs	625	670	708
	N°	6	7	8
	N°	36	42	48
	z	10-13	10-13	10-13
	rpm	226/383	226/383	226/383
	in	8 3/8"	8 3/8"	8 3/8"
	1 3/8"	ASAE cat. 4 slip clutch	ASAE cat. 4 slip clutch	ASAE cat. 4 slip clutch



STANDARD



Manual side-shift



Forward or reverse tilling rotation



Gearbox manufactured by Befco



Lateral ASA 100 chain drive transmission in oil bath



Stamped steel rotor shaft supports and transmission



Rotor with 6 blades per flange



Rotor shaft with flanges for easy blade replacement

OPTIONALS TORNADO BRC

009-9986

• Side skids



OPTIONALS TILL-RITE T30

RVRXXT30

• Reverse rotation (factory installed)



OPTIONALS TILL-RITE T40



• Aerator rotor

009-9852 T40-150, T40-250

009-9853 T40-158, T40-258

009-9854 T40-166, T40-266

RVRXXT40

• Reverse rotation (factory installed)



OPTIONALS TILL-RITE T50

RVRXXT50

• Reverse rotation (factory installed)

